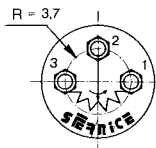
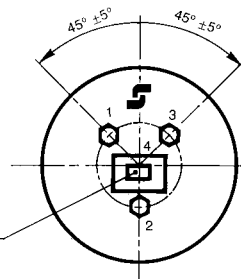
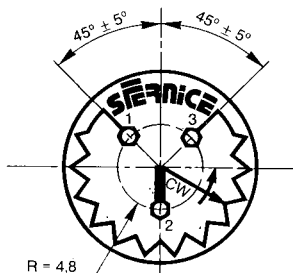


# REAR VIEWS

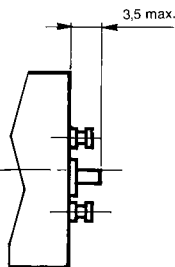
SIZE 05



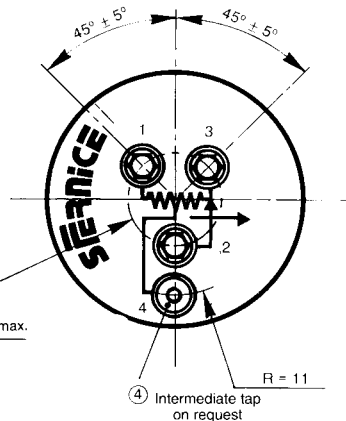
SIZE 09



Intermediate tap on request



SIZE 13



Dimensions in mm.  
General tolerance  $\pm 0,5$  mm.

## ORDERING PROCEDURE

SERIES	MODEL	TYPE	FIXATION	LINEARITY	TAP	OHMIC VALUE	MODIFICATION
ECO	78	E	S	A	T	103	W...
		E = Ball bearings C = Sleeve bearings	S: Servo B: Bushing	A $\pm 1\%$ B $\pm 0,5\%$ C $\pm 0,25\%$	on request T: voltage U: current position to be specified	First 2 digits are significant numbers 3rd digit indicates number of zeros	Special feature code number